



# Waterford School District

**Audit Results**  
**June 30, 2025**

PRESENTED BY

Jennifer Watkins, CPA  
Principal



**YEO & YEO**

BUSINESS SUCCESS  
PARTNERS

# Audit Overview

- Highest level of assurance service that a CPA performs
- Intended to provide a user comfort on the accuracy of financial statements
- Procedures are performed to obtain “reasonable assurance” (high but not absolute assurance) about whether the financial statements are free from material misstatement
- Reports any significant deficiencies or material weaknesses in the system of internal control that are identified during the audit
- Formal report that expresses an opinion on the financial statements



# Audit Opinion

- Unmodified Opinion
  - Highest Level of Assurance
  - Financial records and statements are fairly and appropriately presented, and in accordance with accounting principles generally accepted in the United States of America; this includes the design, implementation, and maintenance of internal control relevant to the preparation and fair presentation of financial statements that are free from material misstatement, whether due to fraud or error.



# Balance Sheet

## Governmental Funds

		Capital Project Funds			
	General Fund	2020 Series II	2020 Series III	Nonmajor Governmental Funds	Total Governmental Funds
<b>Assets</b>					
Cash	\$ 12,199,727	\$ 9,501,104	\$ 45,164,860	\$ 9,967,734	\$ 76,833,425
Accounts receivable	321,058	-	-	252,106	573,164
Leases receivable	3,332,943	-	-	-	3,332,943
Due from other funds	2,185,574	5,425	-	-	2,190,999
Due from other governmental units	19,485,370	-	-	-	19,485,370
Inventory	-	-	-	46,329	46,329
Prepaid items	623,822	-	-	1,487	625,309
Total assets	<u>\$ 38,148,494</u>	<u>\$ 9,506,529</u>	<u>\$ 45,164,860</u>	<u>\$ 10,267,656</u>	<u>\$ 103,087,539</u>
<b>Liabilities</b>					
Accounts payable	\$ 2,651,727	\$ 4,018,753	\$ 224,952	\$ 153,615	\$ 7,049,047
Due to other funds	5,425	-	-	2,185,574	2,190,999
Payroll deductions and withholdings	4,707,712	-	-	-	4,707,712
Accrued expenditures	70,329	-	-	-	70,329
Accrued salaries payable	6,126,176	-	-	-	6,126,176
Unearned revenue	3,624,558	-	-	585,098	4,209,656
Total liabilities	<u>17,185,927</u>	<u>4,018,753</u>	<u>224,952</u>	<u>2,924,287</u>	<u>24,353,919</u>



# Balance Sheet

## Governmental Funds

		Capital Project Funds			
	General Fund	2020 Series II	2020 Series III	Nonmajor Governmental Funds	Total Governmental Funds
<b>Deferred inflows of resources</b>					
Unavailable					
Grants Received	\$ 668,475	\$ -	\$ -	\$ -	\$ 668,475
Leases	3,332,943	-	-	-	3,332,943
Total deferred inflows of resources	<u>4,001,418</u>	<u>-</u>	<u>-</u>	<u>-</u>	<u>4,001,418</u>
<b>Fund Balance</b>					
Non-spendable	623,822	-	-	46,329	670,151
Restricted for					
Food service	-	-	-	2,187,514	2,187,514
Debt service	-	-	-	1,424,743	1,424,743
Capital projects	-	5,487,776	44,939,908	-	50,427,684
Special education center programs	-	-	-	1,313,906	1,313,906
Committed - student activity	-	-	-	1,193,531	1,193,531
Assigned					
Budgeted use of fund balance in subsequent years	1,584,375	-	-	-	1,584,375
Capital projects	-	-	-	1,177,346	1,177,346
Unassigned	14,752,952	-	-	-	14,752,952
Total fund balance	<u>16,961,149</u>	<u>5,487,776</u>	<u>44,939,908</u>	<u>7,343,369</u>	<u>74,732,202</u>
Total liabilities, deferred inflows of resources, and fund balance	<u>\$ 38,148,494</u>	<u>\$ 9,506,529</u>	<u>\$ 45,164,860</u>	<u>\$ 10,267,656</u>	<u>\$ 103,087,539</u>



# Statement of Revenues, Expenditures and Changes in Fund Balances

## Governmental Funds

		Capital Project Funds			
	General Fund	2020 Series II	2020 Series III	Nonmajor Governmental Funds	Total Governmental Funds
Revenues and other sources	\$ 127,664,816	\$ 1,129,837	\$ 45,605,740	\$ 49,798,832	\$ 224,199,225
Expenditures and other uses	<u>127,421,896</u>	<u>26,062,517</u>	<u>665,832</u>	<u>50,245,577</u>	<u>204,395,822</u>
Change in fund balance	242,920	(24,932,680)	44,939,908	(446,745)	19,803,403
Fund balance July 1, 2024	<u>16,718,229</u>	<u>30,420,456</u>	<u>-</u>	<u>7,790,114</u>	<u>54,928,799</u>
Fund balance June 30, 2025	<u>\$ 16,961,149</u>	<u>\$ 5,487,776</u>	<u>\$ 44,939,908</u>	<u>\$ 7,343,369</u>	<u>\$ 74,732,202</u>



# Budgetary Comparison

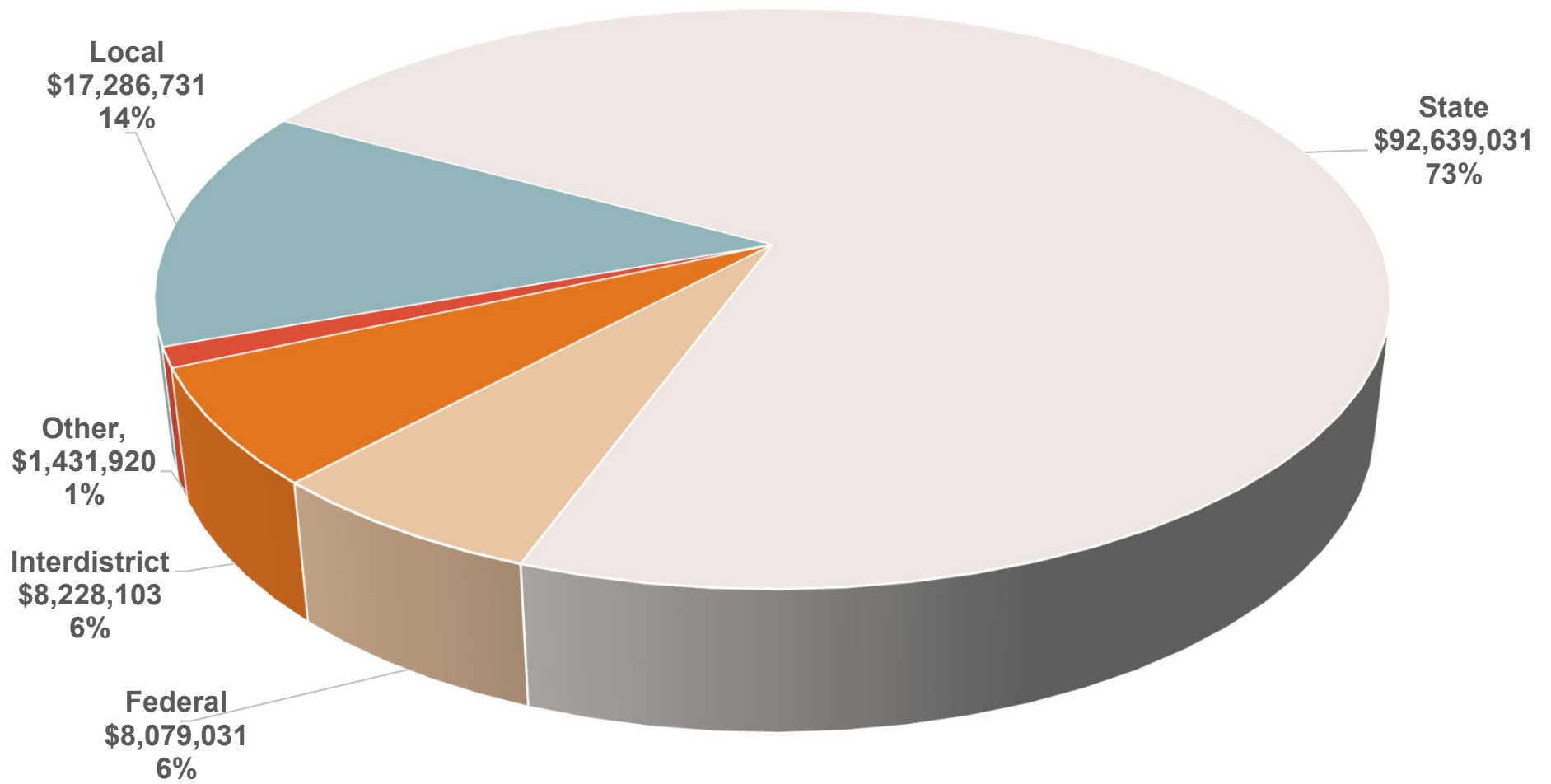
## General Fund

	<u>Original Budget</u>	<u>Final Budget</u>	<u>Actual</u>	<u>Percent Accurate</u>
Revenues and other sources	\$ 120,605,495	\$ 128,071,819	\$ 127,664,816	99.68%
Expenditures and other uses	<u>120,182,785</u>	<u>130,800,475</u>	<u>127,421,896</u>	97.42%
	<u>\$ 422,710</u>	<u>\$ (2,728,656)</u>	<u>\$ 242,920</u>	



# General Fund Revenue

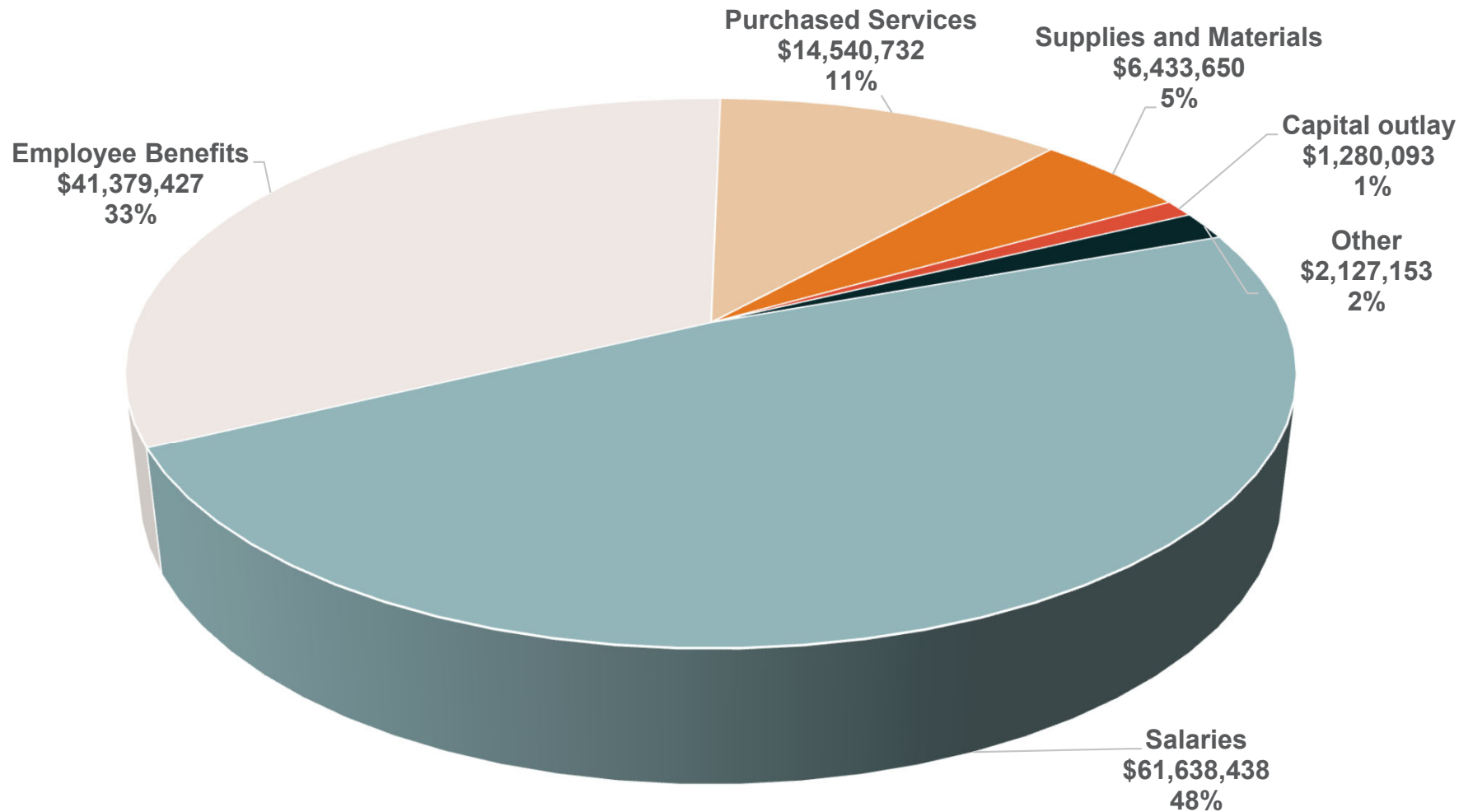
(Includes Other Financing Sources)





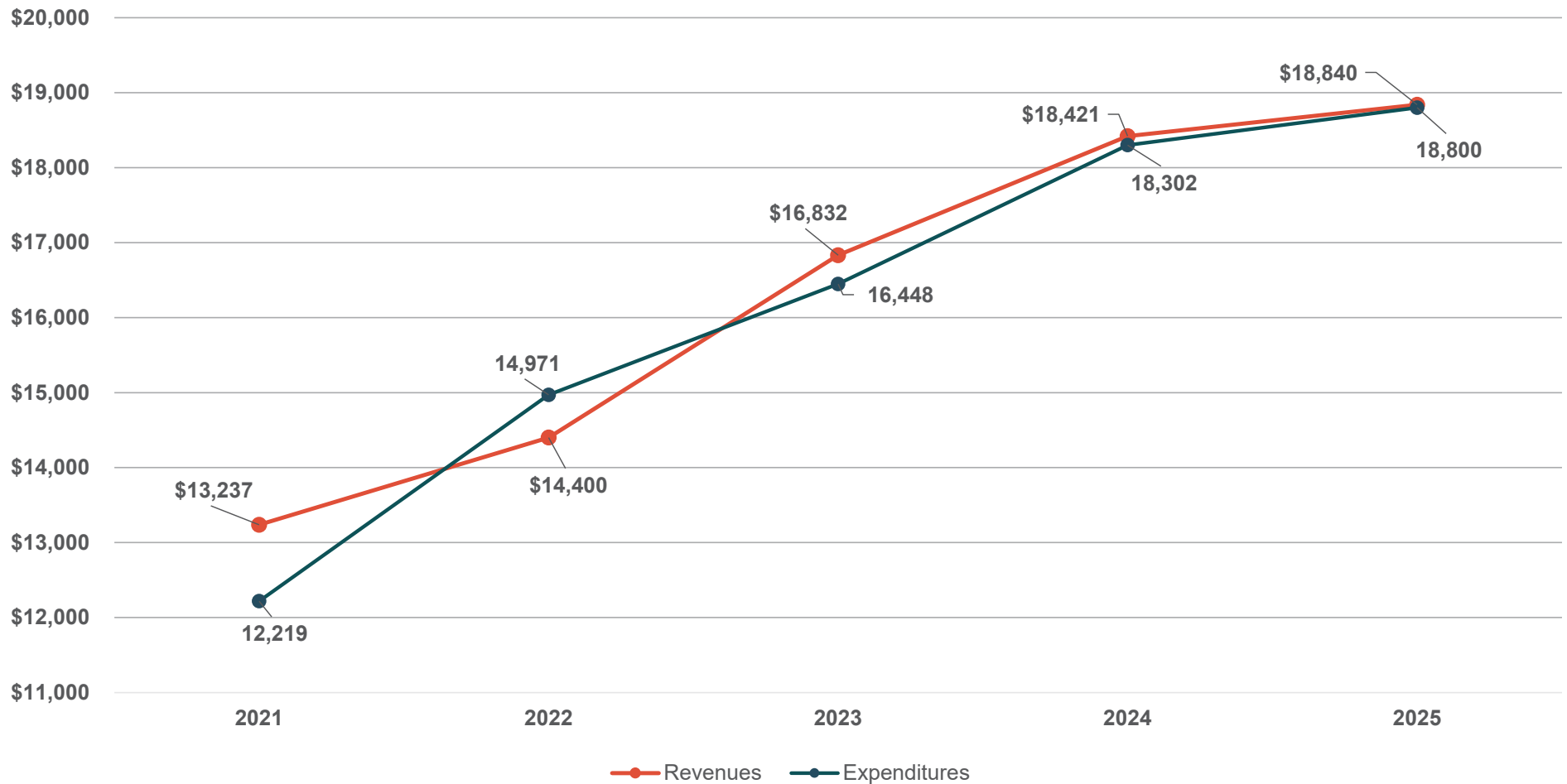
# General Fund Expenditures

(Includes Other Financing Uses)

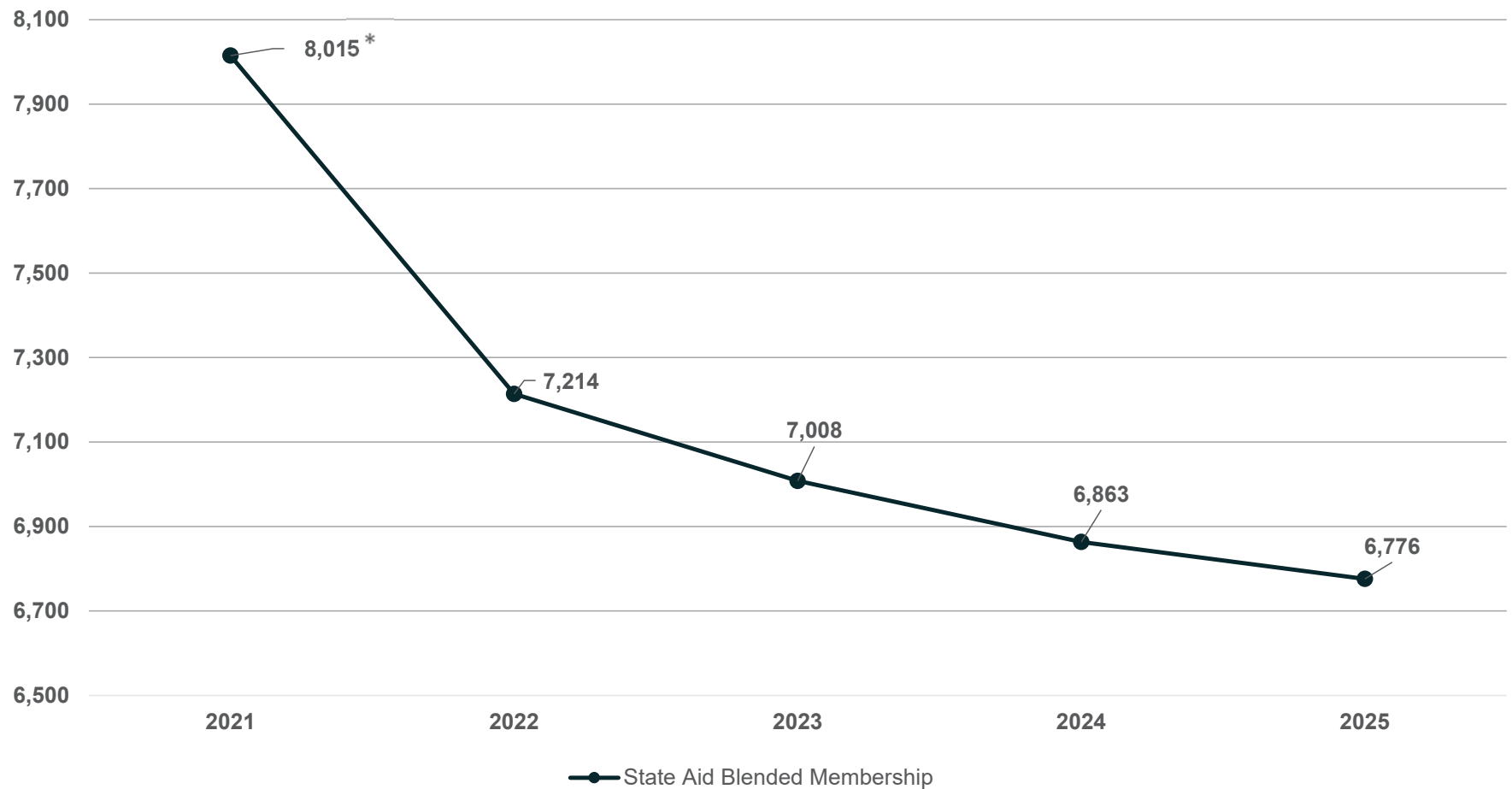


# Per-Pupil Analysis of Revenues, Expenditures, and Transfers

## General Fund



# Five Year Enrollment Trend Analysis



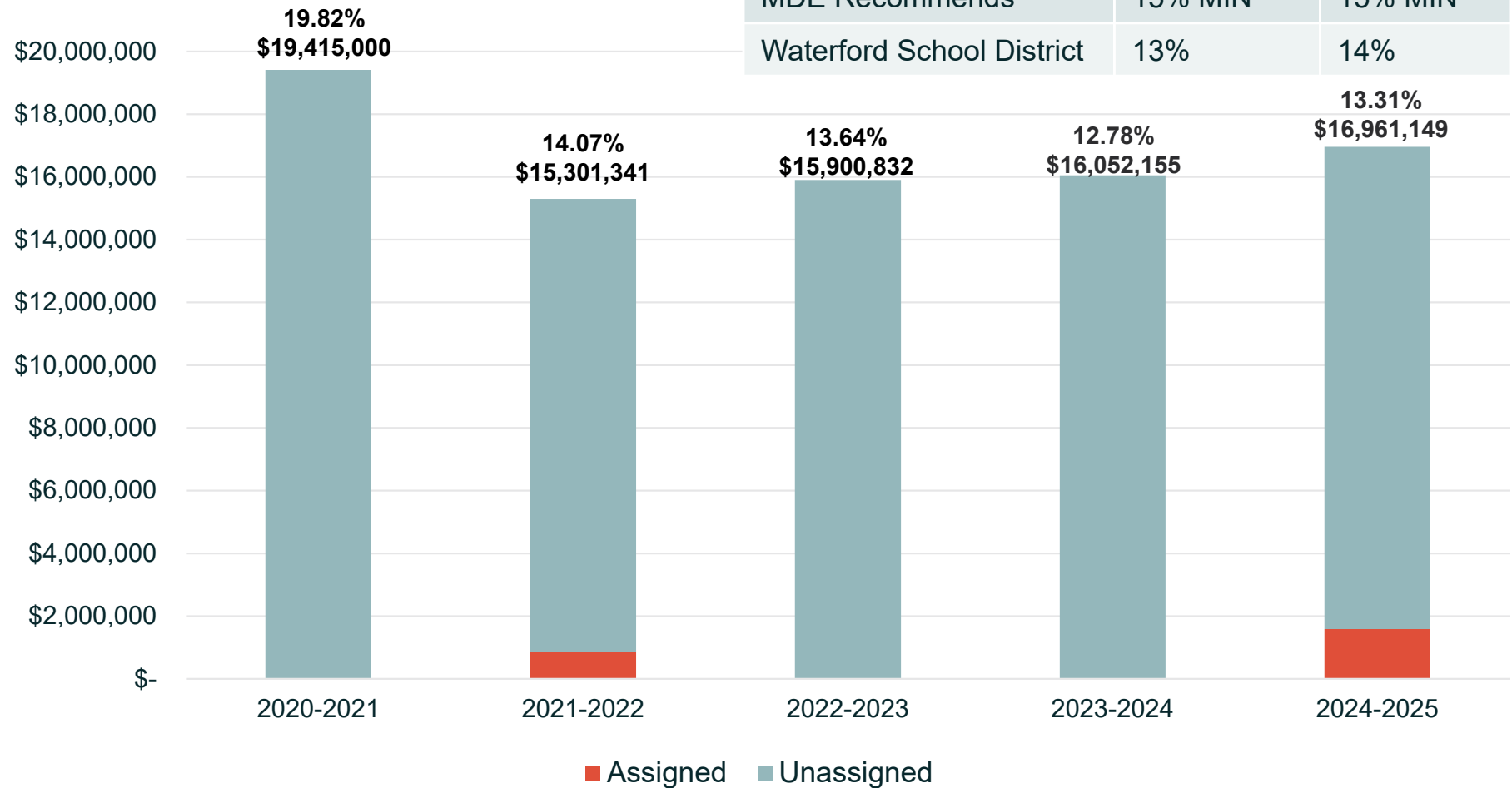
\* State aid blended membership was based on the “super blend”, calculated on 25% of the 2020-21 student blend and 75% of the 2019-20 student blend due to COVID-19



# Fund Balance as Percentage of Expenditures

## General Fund

	2023-24	2022-23
Peers (5,000 - 9,999)	21.78%	18.69%
State	25.47%	21.87%
MDE Recommends	15% MIN	15% MIN
Waterford School District	13%	14%



# Internal Controls and Compliance

## Financial Statements

- No Material Weaknesses
- No Significant Deficiencies
- No Material Noncompliance



# Single Audit Overview

- Financial and compliance audit that assesses whether a non-federal entity is spending federal funds properly
- Applies to non-federal entities that receive at least \$750,000 in federal financial assistance in a year
- Major Programs - Unmodified Opinion
  - Child Nutrition Cluster
  - Education Stabilization Fund (ESSER)



# Internal Controls and Compliance

## Federal Awards

- No Material Weaknesses
- No Significant Deficiencies
- No Material Noncompliance



# Governance Letter

- Required Communication
  - Adoption of GASB 101 – Compensated Absences
  - Adoption of GASB 102 – Certain Risk Disclosures
- Management Comments
  - None





# Prior Year Follow-up

- Prior Year Findings
  - Budget Overages – Resolved
- Prior Year Management Recommendations
  - Budget Overages – Resolved



# Report Card

- Financials Statements
  - Unmodified opinion ✓
  - General fund balance – within 2% of MDE recommendation ✓
- Single Audit
  - Unmodified opinion on major programs ✓
- Findings
  - No Material Weaknesses ✓
  - No Material Noncompliance ✓
  - No Significant Deficiency ✓
- Audit submitted timely to the state and feds ✓
- Management Comments ✓



# Let's thrive.

Through our family of companies, we work with you to achieve your unique goals.

## CONTACT

Jennifer Watkins, CPA

Principal

989.793.9830

Jennifer.Watkins@yeoandyeo.com

## CONNECT



# YEO & YEO

BUSINESS SUCCESS  
PARTNERS

## Disclaimer

The information provided is a general summary and is being distributed with the understanding that Yeo & Yeo, P.C. is not rendering tax, accounting, legal or other professional services advice or opinions on specific facts or matters and, accordingly, assumes no liability in connection with its use. The information is not intended to be used as a basis for any decision or action that may affect your business, organization or situation. Consult a qualified professional advisor before making any such decisions.

Due to a delay in the U.S Office of Management and Budget (OMB) issuing the final Compliance Supplement for 2025 Federal Single Audits, the final audit reports for the School District have not been issued. Information contained in this presentation is in draft form.